

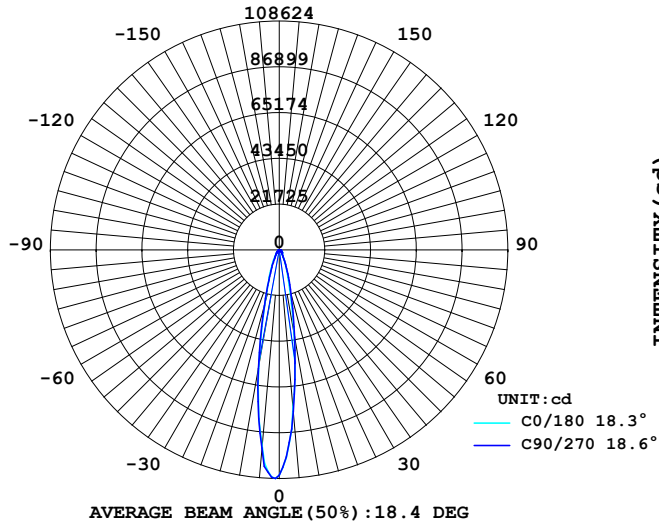
LUMINAIRE PHOTOMETRIC TEST REPORT

Report number:

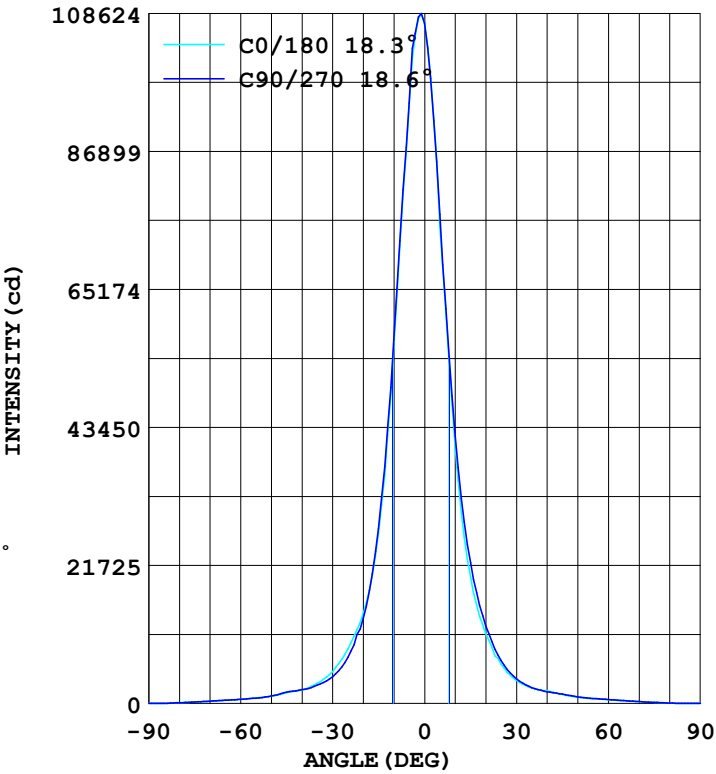
MANUFACTURER: ILUMEN GMBH	Address:	
NAME: Klose	TYPE: IL-FL19-N15040-15	WEIGHT:
SPECIFICATION: 2835LED、4000K、15DEG	DIMENSION:	SERIAL No.:

DATA OF LAMP		Imax(cd)	109657	S/MH (C0/180)	0.36
MODEL		EFFICIENCY (%)	100.0	S/MH (C90/270)	0.36
NOMINAL POWER(W)	150	TOTAL FLUX(lm)	21796	Voltage(V)	230.3
RATED VOLTAGE (V)	230	EFFICIENCY (lm/W)	144.5	Current(A)	0.663
NOMINAL FLUX(lm)	21796.0	$\eta$ up (%)	0.0	Power(W)	150.8
LAMPS QUANTITY	1	$\eta$ down (%)	100.0	Power Factor (PF)	0.987
TEST VOLTAGE (V)	230.4	Effective Flux(lm)	21796.0	EEI	0.104

LUMINOUS INTENSITY DISTRIBUTION



LUMINOUS INTENSITY DISTRIBUTION



Test System:  
 Temperature: 25.3DEG  
 Operators:  
 Test Date: 2024.11.19

Test Set: 5.0deg/s C-Gamma (TYPE C)  
 Humidity: 65.0%  
 Test Distance: 10.000 m  
 Remarks:

---

## Color Temperature Data List

Report number:

MANUFACTURER: ILUMEN GMBH	Address:	
NAME: Klose	TYPE: IL-FL19-N15040-15	WEIGHT:
SPECIFICATION: 2835LED、4000K、15DEG	DIMENSION:	SERIAL No.:

---

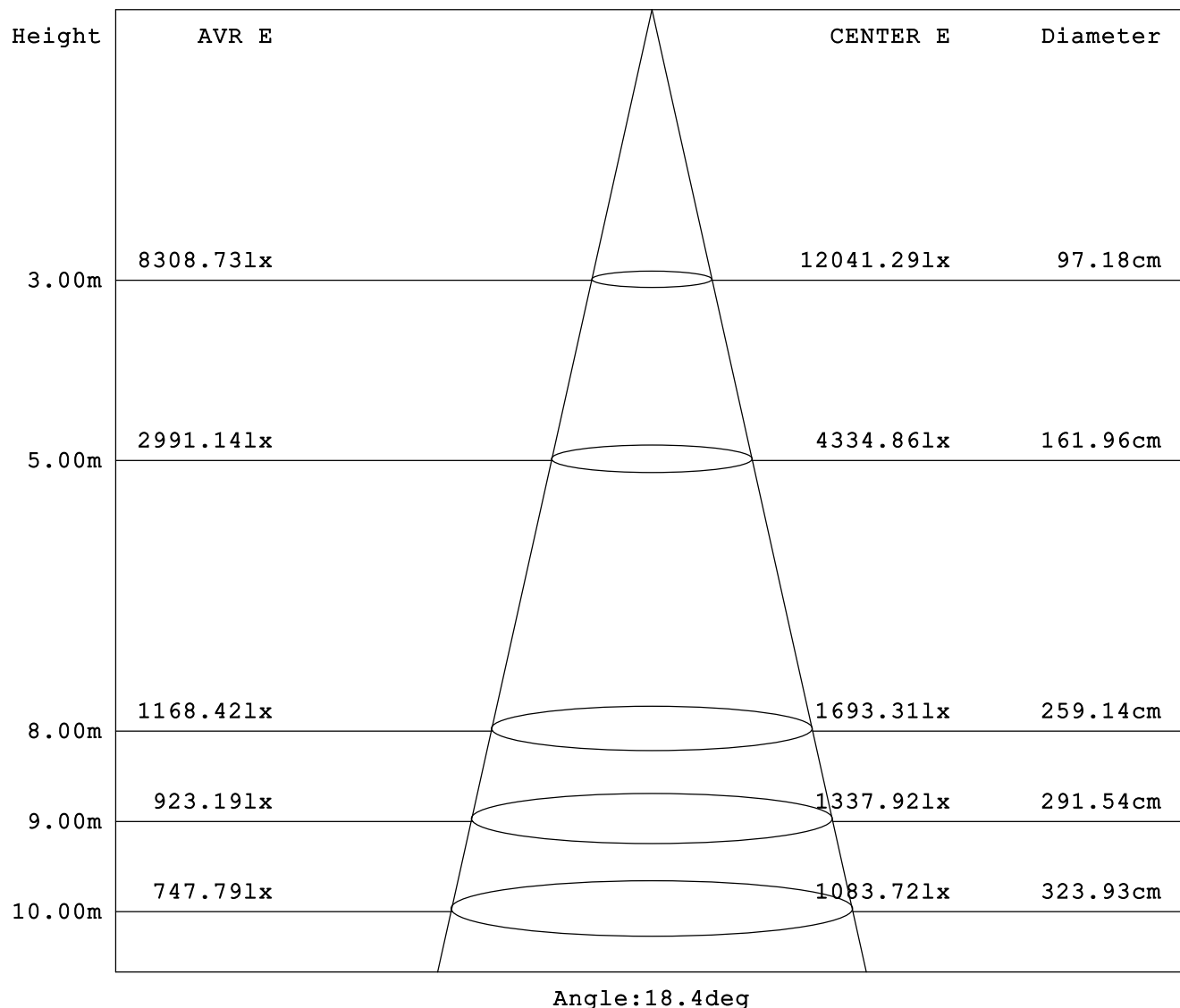
Test System:  
Temperature: 25.3DEG  
Operators:  
Test Date: 2024.11.19

Test Set: 5.0deg/s C-Gamma (TYPE C)  
Humidity: 65.0%  
Test Distance: 10.000 m  
Remarks:

## AVERAGE AND CENTER E Figure

Report number:

MANUFACTURER: ILUMEN GMBH	Address:	
NAME: Klose	TYPE: IL-FL19-N15040-15	WEIGHT:
SPECIFICATION: 2835LED、4000K、15DEG	DIMENSION:	SERIAL No.:



Test System:  
Temperature: 25.3DEG  
Operators:  
Test Date: 2024.11.19

Test Set: 5.0deg/s C-Gamma (TYPE C)  
Humidity: 65.0%  
Test Distance: 10.000 m  
Remarks:

## ZONAL FLUX DIAGRAM

Report number:

MANUFACTURER: ILUMEN GMBH	Address:	
NAME: Klose	TYPE: IL-FL19-N15040-15	WEIGHT:
SPECIFICATION: 2835LED、4000K、15DEG	DIMENSION:	SERIAL No.:

γ	C0	C45	C90	C135	C180	C225	C270	C315	γ	Zone	total
5.0	940.6	976.7	944.7	892.7	750.0	755.5	769.5	801.0	0- 5	2286	2286
10.0	560.6	595.7	572.8	511.3	403.0	404.6	420.4	441.6	5- 10	4628	6914
15.0	266.5	290.7	274.9	243.6	199.0	207.2	221.9	226.5	10- 15	4068	10982
20.0	142.1	148.4	134.7	122.2	110.3	115.6	122.7	123.0	15- 20	2859	13841
25.0	85.88	76.01	72.98	67.75	62.23	69.25	67.58	70.51	20- 25	2024	15865
30.0	50.34	48.16	42.16	40.25	36.44	42.84	38.94	41.94	25- 30	1407	17272
35.0	31.99	30.75	29.17	27.25	24.36	27.14	25.04	26.96	30- 35	1013	18285
40.0	21.52	21.50	21.71	20.41	19.68	19.38	18.48	18.73	35- 40	783.3	19068
45.0	17.03	17.69	18.08	17.47	14.30	14.92	14.73	14.67	40- 45	670.7	19739
50.0	11.53	12.70	11.78	12.15	9.952	10.78	10.56	10.83	45- 50	551.3	20291
55.0	8.657	9.039	8.503	8.951	7.651	8.100	8.009	8.249	50- 55	422.8	20713
60.0	6.608	7.211	6.631	6.784	5.929	6.189	6.230	6.393	55- 60	341.1	21055
65.0	5.073	5.491	5.153	5.145	4.418	4.375	4.584	4.707	60- 65	275.6	21330
70.0	3.629	3.859	3.744	3.796	3.008	2.885	3.064	3.185	65- 70	208.8	21539
75.0	2.267	2.445	2.288	2.213	1.799	1.615	1.759	1.847	70- 75	140.3	21679
80.0	1.199	1.280	1.218	1.087	0.671	0.638	0.661	0.779	75- 80	78.27	21758
85.0	0.342	0.439	0.327	0.327	0.205	0.127	0.175	0.167	80- 85	31.12	21789
90.0	0.061	0.084	0.042	0.062	0.059	0.033	0.059	0.032	85- 90	7.139	21796
95.0									90- 95		
100.0									95-100		
105.0									100-105		
110.0									105-110		
115.0									110-115		
120.0									115-120		
125.0									120-125		
130.0									125-130		
135.0									130-135		
140.0									135-140		
145.0									140-145		
150.0									145-150		
155.0									150-155		
160.0									155-160		
165.0									160-165		
170.0									165-170		
175.0									170-175		
180.0									175-180		
DEG	LUMINOUS INTENSITY:×100cd									UNIT:lm	

Test System:  
Temperature:25.3DEG  
Operators:  
Test Date:2024.11.19

Test Set: 5.0deg/s C-Gamma (TYPE C)  
Humidity:65.0%  
Test Distance:10.000 m  
Remarks:

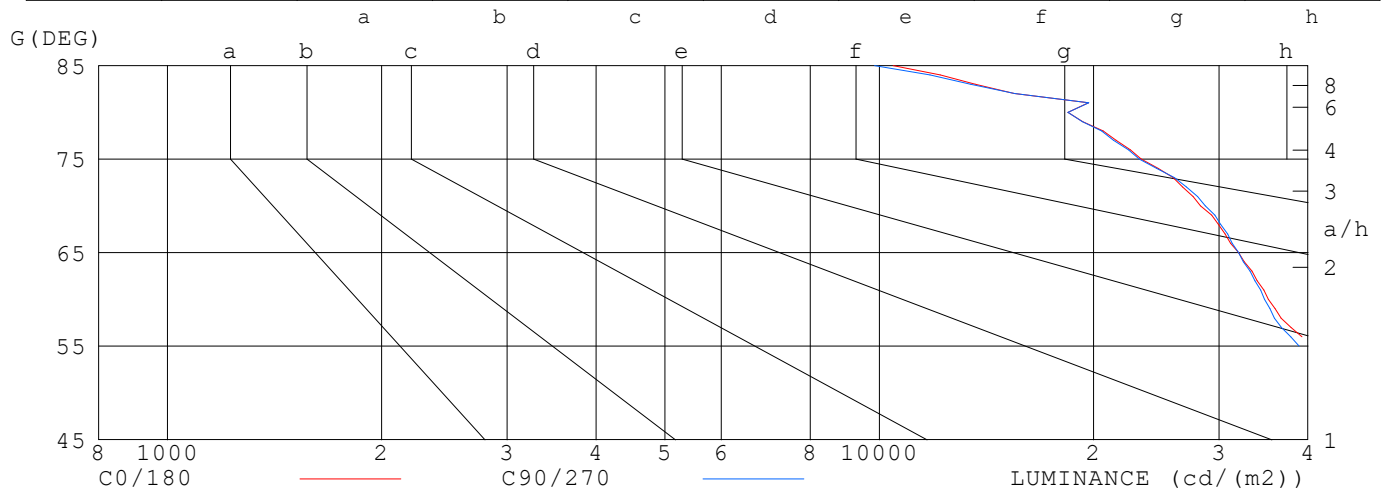
## LUMINANCE LIMITATION CURVES

Report number:

MANUFACTURER: ILUMEN GMBH	Address:	
NAME: Klose	TYPE: IL-FL19-N15040-15	WEIGHT:
SPECIFICATION: 2835LED、4000K、15DEG	DIMENSION:	SERIAL No.:

### LUMINANCE LIMITATION CURVES

GLARE	CLASS	ILLUMINANCE (lx)							
1.15	A	2000	1000	500	<=300				
1.50	B		2000	1000	500	<=300			
1.85	C			2000	1000	500	<=300		
2.20	D				2000	1000	500	<=300	
2.55	E					2000	1000	500	<=300



LUMINANCE cd/(m2)		
G (DEG)	C0/180	C90/270
85	10458	9848
80	18404	18404
75	23333	23185
70	28263	28708
65	31971	31971
60	35198	34778
55	40201	38875
50	47786	48071
45	64168	67054

Test System:  
 Temperature: 25.3DEG  
 Operators:  
 Test Date: 2024.11.19

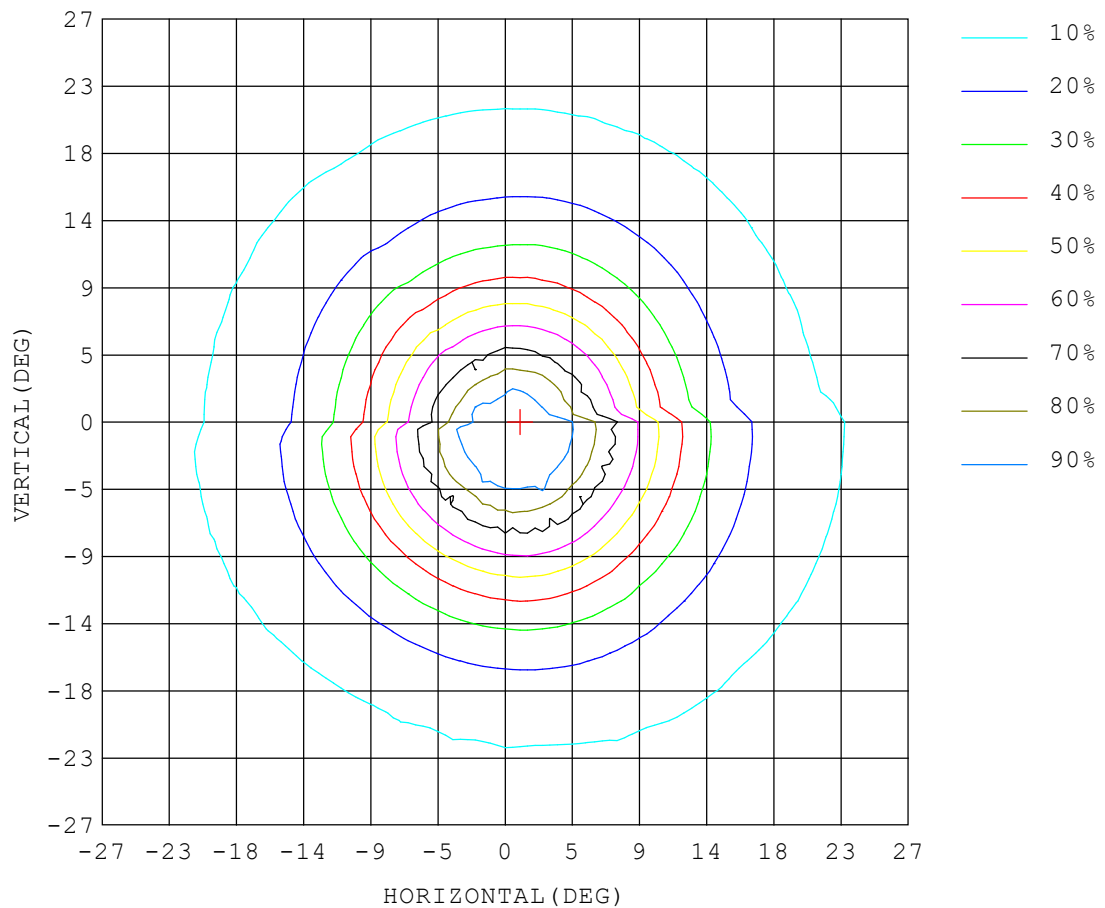
Test Set: 5.0deg/s C-Gamma (TYPE C)  
 Humidity: 65.0%  
 Test Distance: 10.000 m  
 Remarks:

## ISOCANDELA DIAGRAM

Report number:

MANUFACTURER: ILUMEN GMBH	Address:	
NAME: Klose	TYPE: IL-FL19-N15040-15	WEIGHT:
SPECIFICATION: 2835LED、4000K、15DEG	DIMENSION:	SERIAL No.:

UNIT: cd



Test System:  
Temperature: 25.3DEG  
Operators:  
Test Date: 2024.11.19

Test Set: 5.0deg/s C-Gamma (TYPE C)  
Humidity: 65.0%  
Test Distance: 10.000 m  
Remarks: